
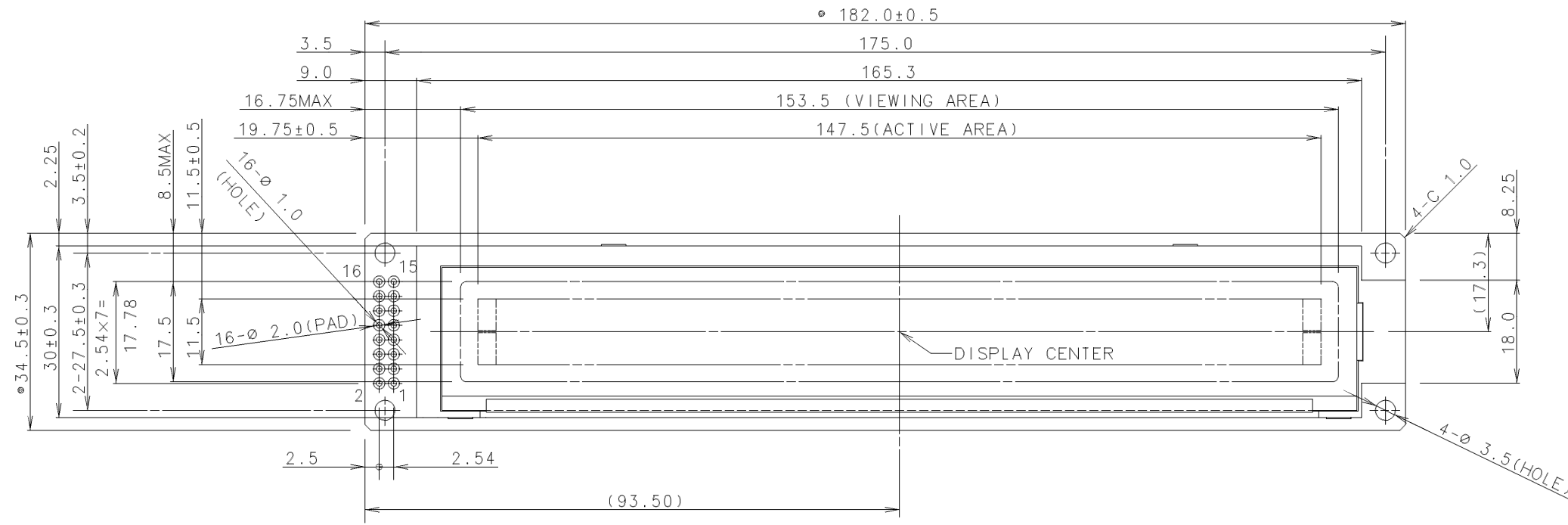


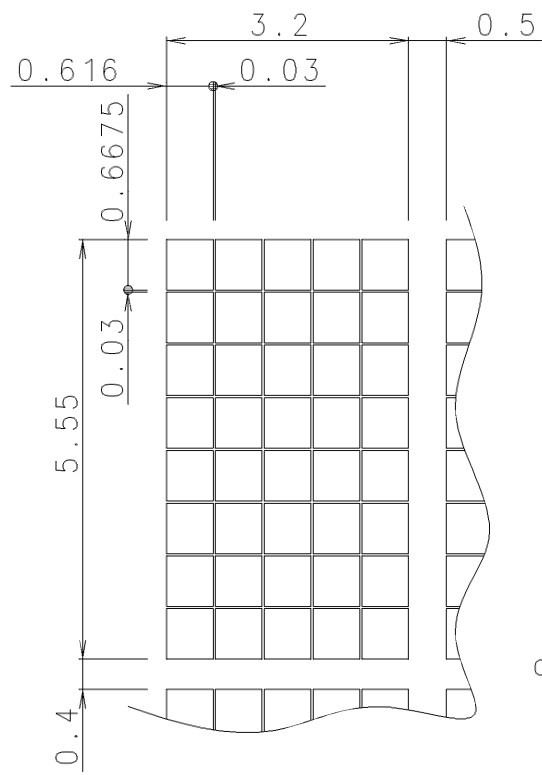
ISSUE	REVISIONS	DRAWN	APPROVED	DATE
△				



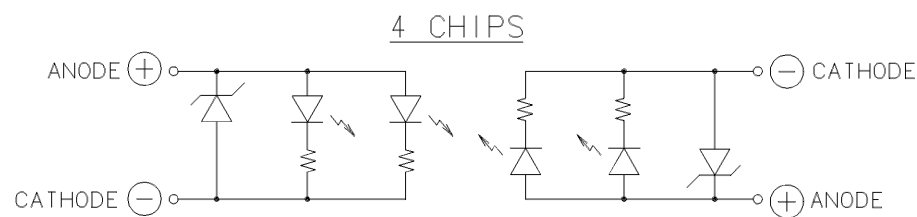
PIN ASSIGNMENT	
PIN No.	SYMBOL
1	VSS
2	VCC
3	VEE
4	RS
5	R/W
6	E
7	DB0
8	DB1
9	DB2
10	DB3
11	DB4
12	DB5
13	DB6
14	DB7
15	LED +A
16	LED -K

NOTES

- DO NOT USE MATERIALS WHICH ARE PROHIBITED BY ROHS.
- THE DIMENSIONS WITH THE MARK (●) ARE CONTROLLED AS A PARTICULAR CHARACTERISTIC.



DOT DETAIL S=10:1



CIRCUIT DIAGRAM

MEASURE	TOLERANCE			THIRD ANGLE PROJECTION	DATE Feb, 25 '05	OPTREX CORPORATION
	A	B	C			
L ≤ 16	±0.1	±0.3	±1	UNIT	APPROVED M. MOTOHASHI	TITLE DIMENSIONAL OUTLINE
16 < L ≤ 63	±0.2	±0.5	±1.5	mm	CHECKED M. MINAMI	CODE C-51850AA base
63 < L ≤ 250	±0.3	±0.8	±2	SCALE	DRAWN ERASA	DWG NO. UE-312337
250 < L ≤ 500	±0.5	±1.2	±3	1:1		
500 < L	±0.8	±2	±4			
ANGLE	±1°	±5°	±10°			